

compressors



clean and quiet

air

**JUN-AIR®**

# company profile

Since the introduction of the first compressor in 1958, JUN-AIR has become a leading supplier of quiet compressors.

Continuous development of the products and production facilities enables JUN-AIR to maintain an enviable reputation for quality and reliability. This is one of the reasons why JUN-AIR has more than 500,000 satisfied customers all over the world.

As an international company, JUN-AIR is concerned about the world environment and strives to produce a range of products offering environmental benefits. Throughout the years, a number of improvements have been introduced, resulting in the most energy efficient compressors on the market. These initiatives will indirectly help to reduce greenhouse gas emissions through reduced energy consumption.

The quiet compressors are designed for a countless number of applications and can be found in laboratories, dental clinics, medical, graphic and industrial applications worldwide.

In recent years, the company has expanded the facilities to become a supplier of customized compressors, developing JUN-AIR products to the customers' individual requirements.

JUN-AIR is a unit of the IDEX Corporation which has sales in excess of 1 billion USD. IDEX shares are traded on the New York Stock Exchange and Chicago Stock Exchange under the symbol "IDEX".

The JUN-AIR products are sold in more than 70 countries through subsidiary companies and distributors.

Please visit [www.jun-air.com](http://www.jun-air.com) for further information on JUN-AIR distributors worldwide.




*The JUN-AIR facilities in Denmark*

please visit [www.jun-air.com](http://www.jun-air.com)

<b>quiet and reliable</b>	<b>4</b>
clean air is essential for the eagle and for half a million JUN-AIR users	
<b>clean air</b>	<b>6</b>
oil-less JUN-AIR compressors supply 100% clean, compressed air	
<b>clean air - motor features</b>	<b>8</b>
features of the different motor types within the oil-less range	
<b>dry air</b>	<b>10</b>
dryers are available if 100% clean and dry air is required	
<b>dry air - features</b>	<b>12</b>
features of the adsorption dryers	
<b>clean air in cabinets</b>	<b>14</b>
compressors built-in a metal cabinet reduce the noise level	
<b>oil-less range</b>	<b>16</b>
technical information and performance curves of the oil-less models	
<b>quiet air</b>	<b>22</b>
quiet lubricated compressors supplying air at a very low noise level	
<b>quiet air - motor features</b>	<b>23</b>
features of the motors within the oil-lubricated range	
<b>lubricated range</b>	<b>24</b>
technical information and performance of the oil-lubricated models	
<b>individual accessories</b>	<b>26</b>
a large number of accessories are available to provide the optimum solution	
<b>custom-built compressors</b>	<b>28</b>
custom-built compressors are made in co-operation with the customer	
<b>global advantages</b>	<b>30</b>
a network of distributors handling worldwide sales, service and support	



# quiet and reliable



Clean air is essential for the eagle as well as for half a million satisfied JUN-AIR users all over the world. They take quiet operation and high air quality for granted.

JUN-AIR introduced the first compressor almost 50 years ago and started the development of the technology and design, which has made it possible to use compressed air for an increasing number of applications. In dental clinics, laboratories, for food and beverages, graphics, door opening devices, medical and health equipment - just to mention a few.

JUN-AIR invests in the latest technology. The compressors have a compact and elegant design, reflecting quality and they are,



therefore, highly suitable for installation at the place of use.

Performance and design will always play a key role in the further development of JUN-AIR compressors. At the same time, concern for the environment, low energy consumption, minimum maintenance and user-friendly operation are given high priority.

JUN-AIR supplies clean and quiet air – a complete compressed air solution.

# clean air



Model OF1201-40B



Model OF302-25B



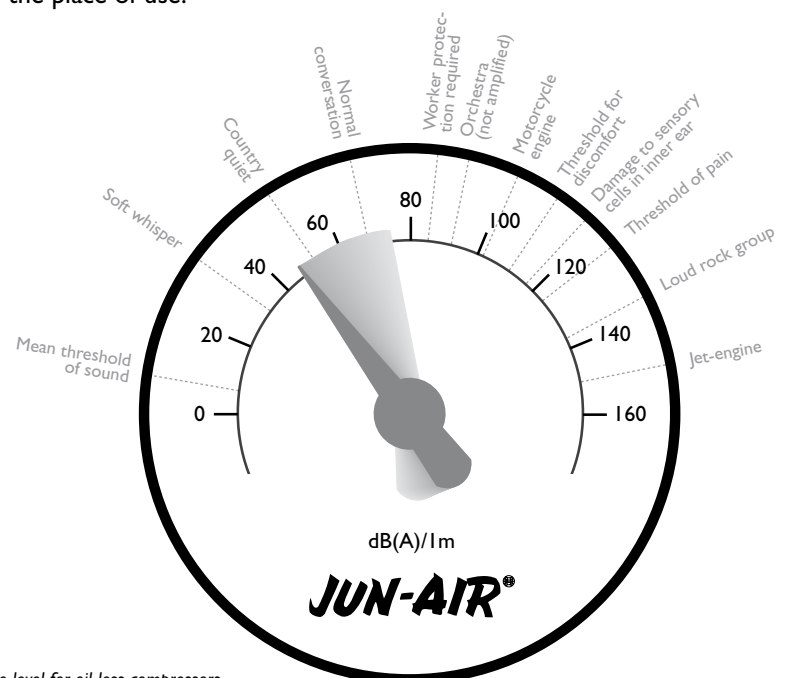
Model 2xOF1202-150BD6

Sophisticated use of clean and dry compressed air in laboratories, within the dental and medical industry results in an increasing demand for high quality oil-less air compressors. JUN-AIR's extensive range complies with the company's traditional values - low noise level, reliability and long lifetime. Easy maintenance, a unique cooling system and wear-resisting piston rings ensure, even under extreme conditions, 100% continuous operation and a minimum lifetime of 8,000 hours.

Flexibility is one of the key features of the oil-less series. The ranges are available as separate compressor units or as complete solutions. The compact OF300 motor may be placed in any plane and the adjustable footprints allow retrofitting of existing installations. Adjustable feet, multiple outlet ports and mounting positions, make the OF series the perfect choice for integrated, customized solutions.

All receivers for oil-less compressors are internally powder-coated in order to avoid corrosion, ensuring high air quality throughout the lifetime of the receiver. Having the lowest noise and vibration level in the market, JUN-AIR compressors are suitable for installation directly at or near the place of use.

The optimum solution is the M series where a metal cabinet reduces the noise level by approx. 75%.



Noise level for oil-less compressors





Model OF301 motor

### High pressure

Special versions of the OF series are available for applications that require more than 8 bar / 120 psi, (maximum pressure of the standard range).

OF302 is available in a special 10 bar / 145 psi version.

OF322 is a two-stage compressor, offering a maximum pressure of 12 bar / 175 psi.

### Dual frequency

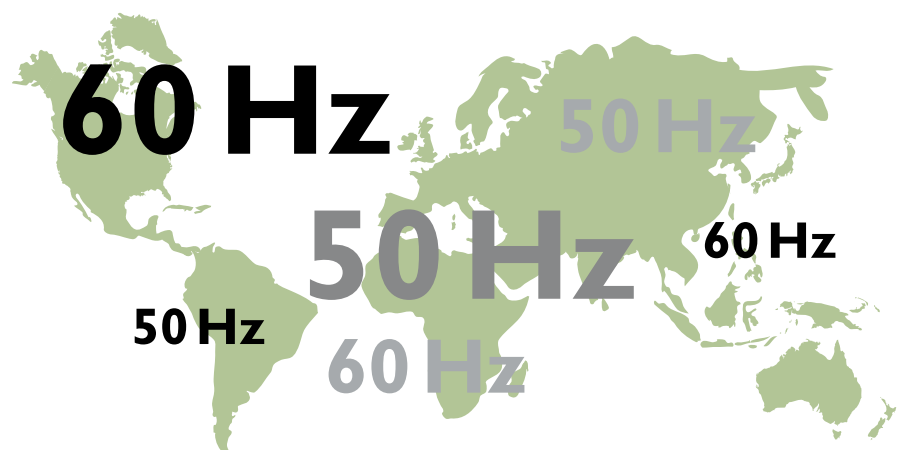
JUN-AIR makes life easier for customers who build the OF compressors into equipment being exported globally. The main part of the product programme is now delivered in 50 Hz as well as 60 Hz, increasing the flexibility for customers and users of the JUN-AIR products all over the world.

### High flow

For applications requiring a higher flow than available with standard compressors, OF311 and OF312 deliver 10-12% more than OF301 and OF302. The maximum pressure of these high flow units is 6 bar / 85 psi.



Model OF1201-25HBD2



# motor features

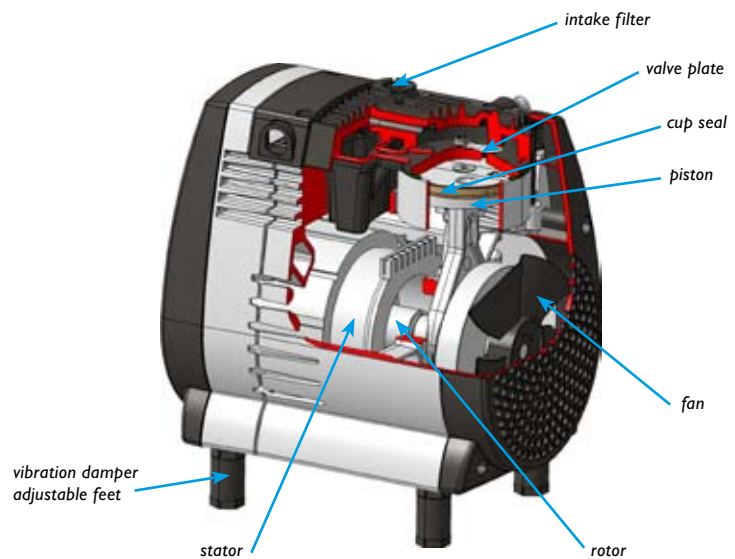
## **OF301, OF302, OF311 and OF312 motor**

The displacement of OF301 and OF302 ranges from 54 to 138 l/min / 1.91 to 4.87 CFM, and the maximum pressure is 10 bar / 145 psi.

The displacement of OF311 and OF312 ranges from 67 to 168 l/min / 2.37 to 5.93 CFM, and the maximum pressure is 6 bar / 90 psi.

The unit includes numerous outlet ports (OF302), offering connection in various directions. At the same time, the adjustable footprints facilitate the replacement of the motor on existing units. Furthermore, the motor may be mounted horizontally by means of a special bracket. The OF300 compressor is the obvious choice for integrated solutions and OEM-applications.

Selected OF300 compressors are available in dual frequency versions.



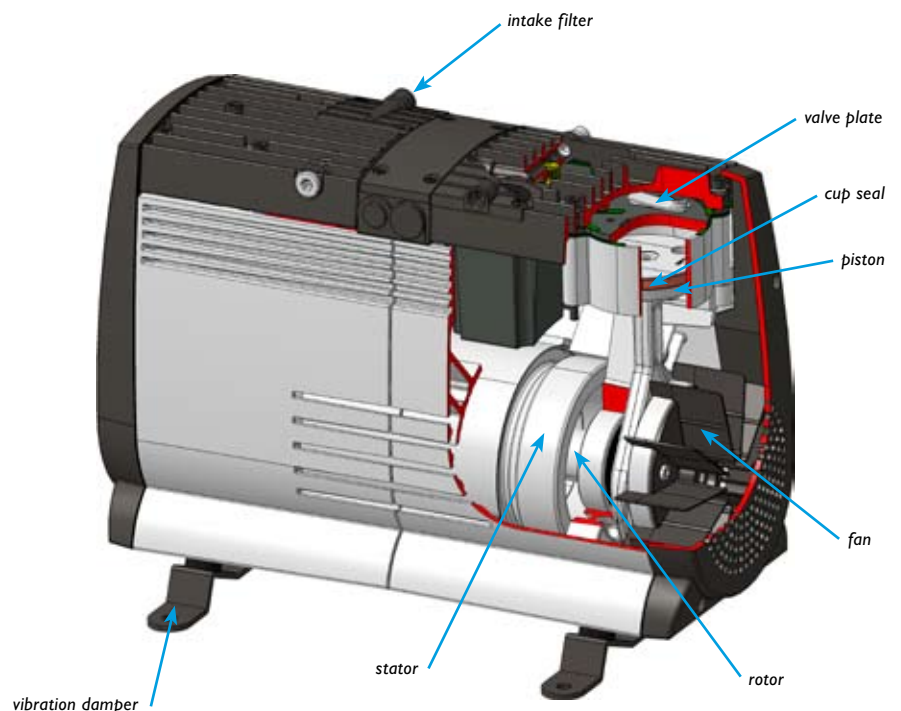
## **OF1201 and OF1202 motor**

The displacement of OF1201 and OF1202 ranges from 146 to 328 l/min / 5.1 to 11.5 CFM, and the maximum pressure is 10 bar / 145 psi. This makes the OF1202 the most powerful unit in the JUN-AIR range.

The units include numerous outlet ports, offering connection in various directions. This makes it the obvious choice for integrated solutions and demanding OEM-applications.

All OF1200 compressors are available in dual frequency versions.

Special versions of the OF1200 units are available with a maximum pressure of 10 bar / 145 psi.





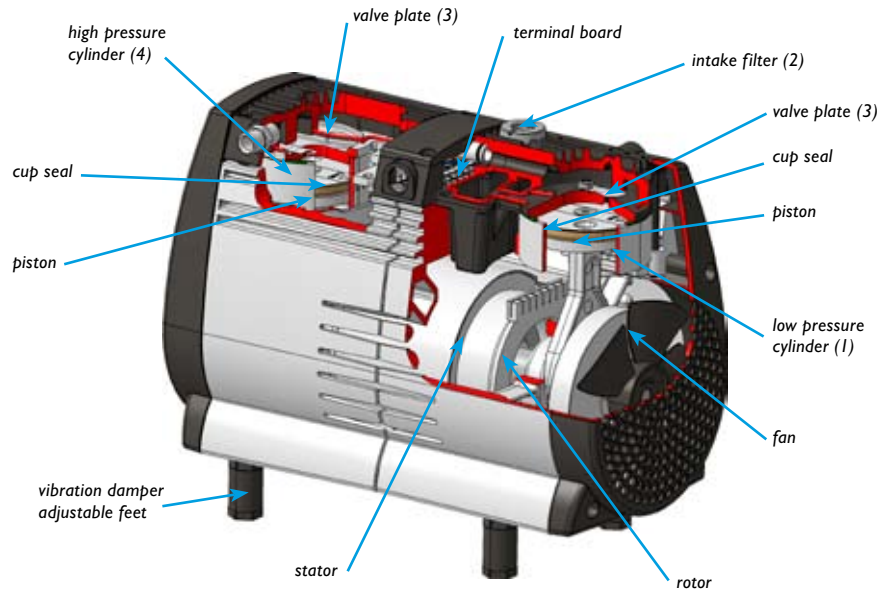
### OF322 high pressure motor

For applications that require more than 10 bar / 145 psi, OF322 is the ideal choice. This is a two-stage oil-less compressor with a maximum pressure of 12 bar / 175 psi.

The displacement of OF322 is 67 l/min / 2.37 CFM (50Hz) and 84 l/min / 2.97 CFM (60Hz).

### Working principle of OF322

When the piston inside the low pressure cylinder (1) moves downwards, ambient air is drawn into the cylinder through the intake filter (2) and the noise reduction chamber of the valve plate (3). As the piston moves upwards inside the low pressure cylinder, the air is compressed to 3 bar / 43 psi. During compression in the low pressure cylinder, the piston of the high pressure cylinder (4) moves downwards and draws compressed air from the low pressure cylinder through the connection pipe into the high pressure cylinder. As the piston of the high pressure cylinder moves upwards, the compressed air will be further compressed to a pressure of 12 bar / 175 psi before it is discharged from the compressor unit through the outlet (6).





Atmospheric air contains water vapour, which condenses to water droplets when the compressed air cools. Water in compressed air causes a major inconvenience to the user, as it may damage the equipment connected to the compressor. At the same time, moisture and heat from the compression of the air create favourable conditions for growth of microorganisms. If the compressed air is in direct contact with human beings, animals, food or medical equipment, hygiene problems may arise.

To ensure both clean and dry compressed air, JUN-AIR offers two types of dryers: adsorption air dryers and membrane dryers. They are – unlike many types of dryers in the market – designed for continuous operation.

The adsorption air dryer removes water vapour before accumulating the dry compressed air in the receiver – ensuring a constant and absolute pressure dew point of  $-40^{\circ}\text{C}$ . Bacteria become inactive at a pressure dew point below  $-23^{\circ}\text{C}$  and may subsequently be removed.

The risk of corrosion is eliminated at  $-30^{\circ}\text{C}$ .

The membrane dryer is smaller and requires less service. The membrane dryer may be preferred where the dew point only has to be lower than the ambient temperature. This will ensure moisture-free air.



*D2 adsorption air dryer, cut-away*



*D2, D3 and D6 adsorption air dryers*



*DA membrane dryer, cut-away*



*DA, DB and DC membrane dryers*

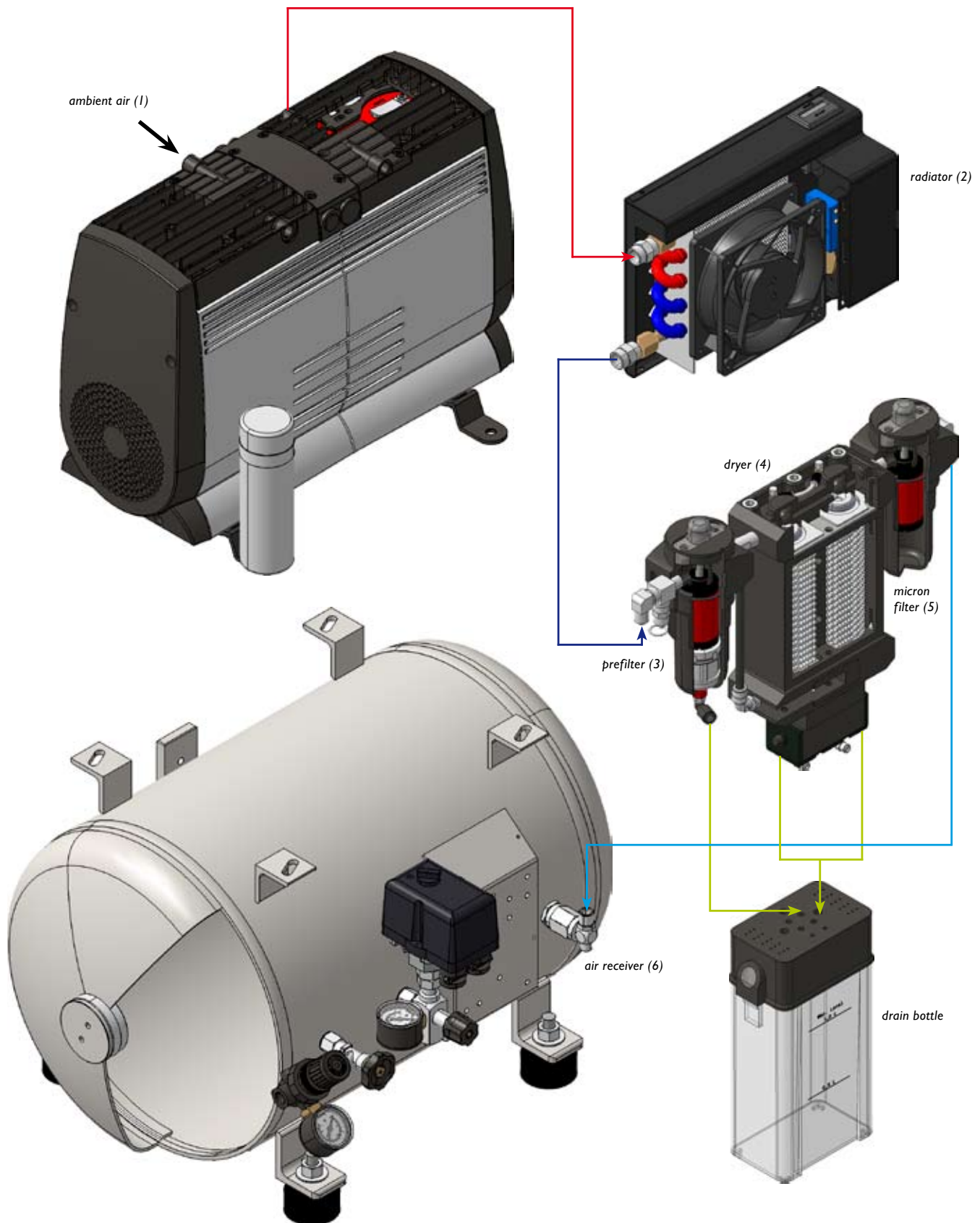
JUN-AIR offers a dryer/filter combination complying with the EU standard for breathing air (Pharmacopeia) and with other international standards for classification of compressed air quality.



*Model 2xOF302-40BD2 mounted with a dryer*



# dry air - features



— hot and humid air

— cool and humid air

— cool and dry air

— water



*D2 adsorption dryer mounted on compressor*

**Principle of the JUN-AIR  
adsorption drying system**  
(Please see drawing on opposite  
page):

Ambient air (1) is compressed  
to 8 bar / 120 psi. During this  
compression, the air gets heated.

In order to force as much water  
vapour as possible to condense  
before the air reaches the dryer,  
the compressed air is led through  
a radiator (2), decreasing the  
temperature of the compressed  
air to a level close to the ambient  
temperature.

The air then enters a prefilter (3)  
with a filtration degree of 0.01  
micron, where solid particles and  
liquids (water) coalesce inside.  
After removal of dirt particles and  
water liquids, the air is conducted  
to the adsorption dryer (4), which  
has two columns each containing  
activated alumina. For two minutes,  
the compressed air flows upwards  
through the desiccant bed of the  
first column, where the remaining  
moisture is adsorbed.



*Model OF1202-40BD3 mounted with a dryer*

Simultaneously, a small portion of  
the now dried air flows downwards  
through the other column and  
exhausts, removing moisture and  
thus regenerating the desiccant.

A cam timer is activated every  
second minute when the  
compressor is running and reverses  
the functions of each column,  
thereby ensuring a continuous  
supply of dry air.

After drying, the air passes another  
0.01 micron filter (5), which retains

desiccant particles that may be  
carried through the system with the  
air. (As comparison, the smallest  
particle the human eye can see is in  
the order of 50 microns).

Finally, the now completely clean  
and dry air flows to the air receiver  
(6), which has an internal protective  
coating, for storage and/or use.



# clean air in cabinets



The oil-less JUN-AIR compressors are available in protective metal cabinets. The cabinets reduce the sound emission from the already quiet oil-less compressor to a level that is approximately one quarter of the level of basic compressors. The cabinets are designed individually for each model with an aesthetic look and with usability, hygiene as well as easy maintenance in mind. All cabinets of the M-range are equipped with rubber castors, enabling easy re-arrangement of installations and thus providing a high degree of flexibility.

The cabinets are treated with a matt textured powder coating which is hard wearing and enables easy cleaning. The colour of the cabinets is RAL 9002, making the compressors blend naturally with the equipment found in most laboratory, medical and other environments.



Model OF302-4S





*Removal of the top without use of tools*



*Easy access to the compressor by use of a coin etc.*








*The design ensures easy maintenance*

All cabinet compressors are equipped with efficient ventilation and cooling ensuring a continuous duty cycle.



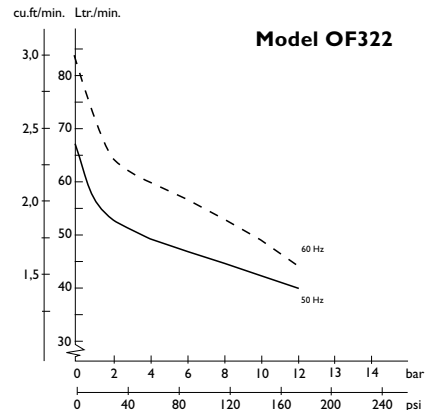
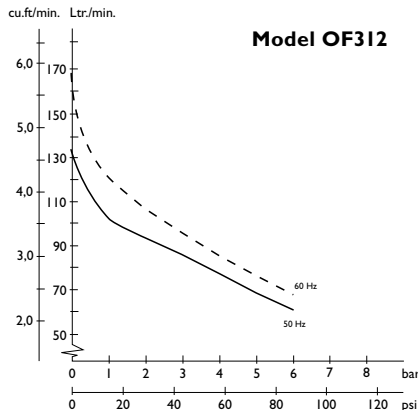
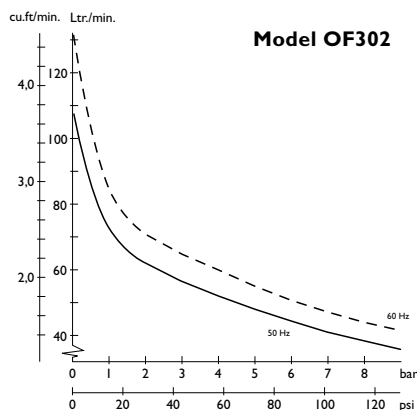
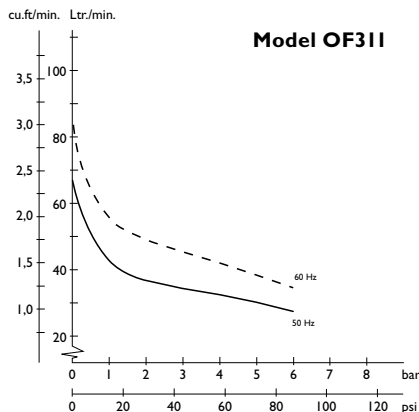
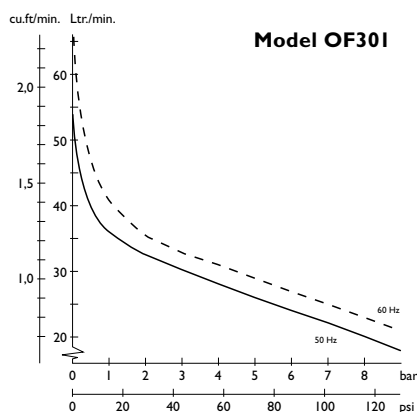
*Model OF1202-40MD3*

# oil-less range - OF30I series

Model		OF30I motor	OF31I motor	OF30I-4B	OF30I-4M	OF30I-4MD2	
							
Voltage	V	230	230	230	230	230	
Frequency	Hz	50	50	50	50	50	
Motor	HP	0.33	0.33	0.33	0.33	0.33	
	kW	0.24	0.24	0.24	0.24	0.24	
Displacement	l/min	54	67	54	54	-	
	CFM	1.91	2.37	1.91	1.91	-	
FAD @ 8 bar	l/min	20	26 <sup>6)</sup>	20	20	16 <sup>3)</sup>	
	CFM	0.71	0.92 <sup>6)</sup>	0.71	0.71	0.57 <sup>3)</sup>	
Max. pressure	bar	8	6	8	8	8	
	psi	120	90	120	120	120	
Max. current	A	2.1	2.6	2.1	2.1	2.1	
Tank size	litres	-	-	4	4	4	
	gallon	-	-	1.1	1.1	1.1	
Weight	kg	10	10	19	37	42	
	lbs	22	22	42	82	93	
Noise level	dB(A)/1m	65	70	65	47	47	
Dimensions (l x w x h)	mm	230 x 140 x 240	230 x 140 x 240	390 x 310 x 350	720 x 460 x 420	720 x 460 x 420	
	inch	9.0 x 5.5 x 9.5	9.0 x 5.5 x 9.5	15.5 x 12.5 x 13.5	28.0 x 18.0 x 16.5	28.0 x 18.0 x 16.5	







<sup>3)</sup> Estimated value. Min. pressure required to operate dryer: 6 bar.

<sup>6)</sup> FAD @ 6 bar



Technical modifications reserved

# oil-less range - OF302 series

Model		OF302 motor	OF312 motor	OF322 motor	OF302-4B	OF302-4M	OF302-4MD2
							
Voltage	V	230	230	230	230	230	230
Frequency	Hz	50 <sup>8)</sup>	50 <sup>8)</sup>	50 <sup>8)</sup>	50 <sup>8)</sup>	50 <sup>8)</sup>	50 <sup>8)</sup>
Motor	HP	0.60	0.60	0.60	0.60	0.60	0.60
	kW	0.44	0.44	0.44	0.44	0.44	0.44
Displacement	l/min	108	134	67	108	108	-
	CFM	3.81	4.73	2.37	3.81	3.81	-
FAD @ 8 bar	l/min	38	58 <sup>6)</sup>	40 <sup>7)</sup>	38	38	30 <sup>3)</sup>
	CFM	1.34	2.05 <sup>6)</sup>	1.41 <sup>7)</sup>	1.34	1.34	1.06 <sup>3)</sup>
Max. pressure	bar	8 <sup>4)</sup>	6	12	8 <sup>4)</sup>	8 <sup>4)</sup>	8 <sup>4)</sup>
	psi	120 <sup>4)</sup>	90	175	120 <sup>4)</sup>	120 <sup>4)</sup>	120 <sup>4)</sup>
Max. current	A	3.4	3.4	3.8	3.4	3.4	3.4
Tank size	litres	-	-	-	4	4	4
	gallon	-	-	-	1.1	1.1	1.1
Weight	kg	13	13	13	22	45	52
	lbs	29	29	29	49	99	115
Noise level	dB(A)/1m	65	72	72	65	47	47
Dimensions (l x w x h)	mm	315 x 140 x 240	320 x 140 x 240	320 x 140 x 240	390 x 320 x 350	720 x 460 x 420	720 x 460 x 420
	inch	12.5 x 5.5 x 9.5	12.5 x 5.5 x 9.5	12.5 x 5.5 x 9.5	15.5 x 12.5 x 13.5	28.0 x 18.0 x 16.5	28.0 x 18.0 x 16.5







<sup>3)</sup> Estimated value. Min. pressure required to operate dryer: 6 bar.

<sup>4)</sup> Available for operation at a maximum pressure of 10 bar / 145 psi upon request. Please note that operation at a higher pressure will influence the lifetime.

<sup>6)</sup> FAD @ 6 bar

<sup>7)</sup> FAD @ 12 bar

<sup>8)</sup> Operation at 50 and 60 Hz possible

Model		OF302-4S	OF302-15B	OF302-25B	OF302-25BD2	OF302-25M	OF302-25MD2
							
Voltage	V	230	230	230	230	230	230
Frequency	Hz	50 <sup>8)</sup>	50 <sup>8)</sup>	50 <sup>8)</sup>	50 <sup>8)</sup>	50 <sup>8)</sup>	50 <sup>8)</sup>
Motor	HP	0.60	0.60	0.60	0.60	0.60	0.60
	kW	0.44	0.44	0.44	0.44	0.44	0.44
Displacement	l/min	108	108	108	-	108	-
	CFM	3.81	3.81	3.81	-	3.81	-
FAD @ 8 bar	l/min	38	38	38	30 <sup>3)</sup>	38	30 <sup>3)</sup>
	CFM	1.34	1.34	1.34	1.06 <sup>3)</sup>	1.34	1.06 <sup>3)</sup>
Max. pressure	bar	8 <sup>4)</sup>	8 <sup>4)</sup>	8 <sup>4)</sup>	8 <sup>4)</sup>	8 <sup>4)</sup>	8 <sup>4)</sup>
	psi	120 <sup>4)</sup>	120 <sup>4)</sup>	120 <sup>4)</sup>	120 <sup>4)</sup>	120 <sup>4)</sup>	120 <sup>4)</sup>
Max. current	A	3.4	3.4	3.4	3.4	3.4	3.4
Tank size	litres	4	15	25	25	25	25
	gallon	1.1	4.0	6.6	6.6	6.6	6.6
Weight	kg	44	25	28	33	78	83
	lbs	97	55	62	73	172	183
Noise level	dB(A)/1m	61	65	65	65	47	47
Dimensions (l x w x h)	mm	252 x 614 x 617	380 x 380 x 530	380 x 380 x 610	510 x 460 x 610	720 x 460 x 860	720 x 460 x 860
	inch	9.9 x 24.2 x 24.3	15.0 x 15.0 x 21.0	15.0 x 15.0 x 24.0	20.0 x 18.0 x 24.0	28.0 x 18.0 x 34.0	28.0 x 18.0 x 34.0





<sup>3)</sup> Estimated value. Min. pressure required to operate dryer: 6 bar.

<sup>4)</sup> Available for operation at a maximum pressure of 10 bar / 145 psi upon request. Please note that operation at a higher pressure will influence the lifetime.

<sup>8)</sup> Operation at 50 and 60 Hz possible



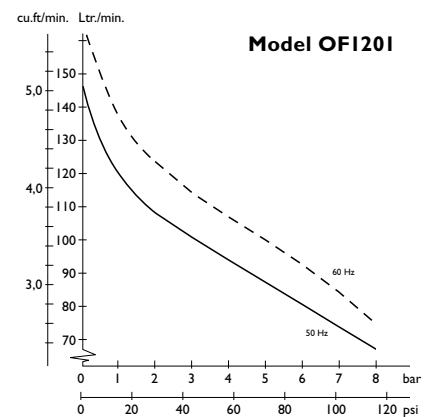
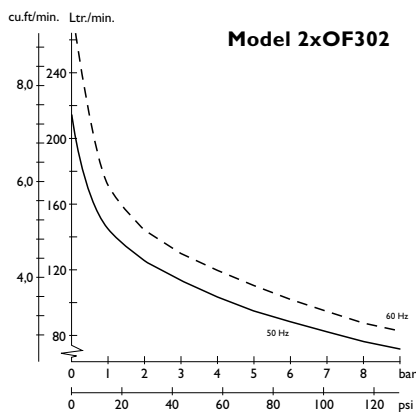
# oil-less range - OF302 series

Model		2xOF302-40B	2xOF302-40BD2	2xOF302-40M	2xOF302-40MD2		
							
Voltage	V	230	230	230	230		
Frequency	Hz	50 <sup>8)</sup>	50 <sup>8)</sup>	50 <sup>8)</sup>	50 <sup>8)</sup>		
Motor	HP	1.20	1.20	1.20	1.20		
	kW	0.88	0.88	0.88	0.88		
Displacement	l/min	216	-	216	-		
	CFM	7.63	-	7.63	-		
FAD @ 8 bar	l/min	76	61 <sup>3)</sup>	76	61 <sup>3)</sup>		
	CFM	2.68	2.15 <sup>3)</sup>	2.68	2.15 <sup>3)</sup>		
Max. pressure	bar	8 <sup>4)</sup>	8 <sup>4)</sup>	8 <sup>4)</sup>	8 <sup>4)</sup>		
	psi	120 <sup>4)</sup>	120 <sup>4)</sup>	120 <sup>4)</sup>	120 <sup>4)</sup>		
Max. current	A	6.8	6.8	6.8	6.8		
Tank size	litres	40	40	40	40		
	gallon	10.6	10.6	10.6	10.6		
Weight	kg	46	59	107	112		
	lbs	101	130	236	247		
Noise level	dB(A)/1m	68	68	50	50		
Dimensions (l x w x h)	mm	560 x 450 x 610	560 x 540 x 630	670 x 650 x 860	670 x 650 x 860		
	inch	22.0 x 18.0 x 24.0	22.0 x 21.0 x 25.0	26.0 x 25.5 x 34.0	26.0 x 25.5 x 34.0		

<sup>3)</sup> Estimated value. Min. pressure required to operate dryer: 6 bar.






<sup>4)</sup> Available for operation at a maximum pressure of 10 bar / 145 psi upon request. Please note that operation at a higher pressure will influence the lifetime.

<sup>8)</sup> Operation at 50 and 60 Hz possible



Technical modifications reserved



# oil-less range - OFI20I series

Model		OFI20I motor	OFI20I-25HB	OFI20I-25HBD2	OFI20I-25M	OFI20I-25MD2	
							
Voltage	V	230	230	230	230	230	
Frequency	Hz	50 <sup>8)</sup>	50 <sup>8)</sup>	50 <sup>8)</sup>	50 <sup>8)</sup>	50 <sup>8)</sup>	
Motor	HP	1.22	1.22	1.22	1.22	1.22	
	kW	0.90	0.90	0.90	0.90	0.90	
Displacement	l/min	146	146	-	146	-	
	CFM	5.16	5.16	-	5.16	-	
FAD @ 8 bar	l/min	65	65	52 <sup>3)</sup>	65	52 <sup>3)</sup>	
	CFM	2.30	2.30	1.84 <sup>3)</sup>	2.30	1.84 <sup>3)</sup>	
Max. pressure	bar	8 <sup>4)</sup>	8 <sup>4)</sup>	8 <sup>4)</sup>	8 <sup>4)</sup>	8 <sup>4)</sup>	
	psi	120 <sup>4)</sup>	120 <sup>4)</sup>	120 <sup>4)</sup>	120 <sup>4)</sup>	120 <sup>4)</sup>	
Max. current	A	6.2	6.2	6.2	6.2	6.2	
Tank size	litres	-	25	25	25	25	
	gallon	-	6.6	6.6	6.6	6.6	
Weight	kg	23	43	53	88	98	
	lbs	51	95	117	194	216	
Noise level	dB(A)/1m	77	77	77	58	58	
Dimensions (l x w x h)	mm	351 x 180 x 326	634 x 413 x 626	634 x 566 x 626	720 x 460 x 860	720 x 460 x 860	
	inch	13.8 x 7.1 x 12.8	25.0 x 16.3 x 24.6	25.0 x 22.3 x 24.6	28.0 x 18.0 x 34.0	28.0 x 18.0 x 34.0	

<sup>3)</sup> Estimated value. Min. pressure required to operate dryer: 6 bar.

<sup>4)</sup> Available for operation at a maximum pressure of 10 bar / 145 psi upon request. Please note that operation at a higher pressure will influence the lifetime.

<sup>8)</sup> Operation at 50 and 60 Hz possible

Model		OFI20I-40B	OFI20I-40BD2				
							
Voltage	V	230	230				
Frequency	Hz	50 <sup>8)</sup>	50 <sup>8)</sup>				
Motor	HP	1.22	1.22				
	kW	0.90	0.90				
Displacement	l/min	146	-				
	CFM	5.16	-				
FAD @ 8 bar	l/min	65	52 <sup>3)</sup>				
	CFM	2.30	1.84 <sup>3)</sup>				
Max. pressure	bar	8 <sup>4)</sup>	8 <sup>4)</sup>				
	psi	120 <sup>4)</sup>	120 <sup>4)</sup>				
Max. current	A	6.2	6.2				
Tank size	litres	40	40				
	gallon	10.6	10.6				
Weight	kg	49	59				
	lbs	108	130				
Noise level	dB(A)/1m	77	77				
Dimensions (l x w x h)	mm	556 x 443 x 678	556 x 579 x 678				
	inch	21.9 x 17.4 x 26.7	21.9 x 22.8 x 26.7				

<sup>3)</sup> Estimated value. Min. pressure required to operate dryer: 6 bar.

<sup>4)</sup> Available for operation at a maximum pressure of 10 bar / 145 psi upon request. Please note that operation at a higher pressure will influence the lifetime.

<sup>8)</sup> Operation at 50 and 60 Hz possible

# oil-less range - OFI202 series

Model		OFI202 motor		OFI202-40B		OFI202-40BD3		OFI202-40M		OFI202-40MD3		
												
Voltage	V	230	3x400 <sup>2)</sup>	230	3x400 <sup>2)</sup>	230	3x400 <sup>2)</sup>	230	3x400 <sup>2)</sup>	230	3x400 <sup>2)</sup>	
Frequency	Hz	50 <sup>8)</sup>	50 <sup>8)</sup>	50 <sup>8)</sup>	50 <sup>8)</sup>	50 <sup>8)</sup>	50 <sup>8)</sup>	50 <sup>8)</sup>	50 <sup>8)</sup>	50 <sup>8)</sup>	50 <sup>8)</sup>	
Motor	HP	2.00	2.00	2.00	2.00	2.00	2.00	2.00	2.00	2.00	2.00	
	kW	1.47	1.47	1.47	1.47	1.47	1.47	1.47	1.47	1.47	1.47	
Displacement	l/min	290	290	290	290	-	-	290	290	-	-	
	CFM	10.24	10.24	10.24	10.24	-	-	10.24	10.24	-	-	
FAD @ 8 bar	l/min	130	130	130	130	104 <sup>3)</sup>	104 <sup>3)</sup>	130	130	104 <sup>3)</sup>	104 <sup>3)</sup>	
	CFM	4.59	4.59	4.59	4.59	3.67 <sup>3)</sup>	3.67 <sup>3)</sup>	4.59	4.59	3.67 <sup>3)</sup>	3.67 <sup>3)</sup>	
Max. pressure	bar	8 <sup>4)</sup>	8 <sup>4)</sup>	8 <sup>4)</sup>	8 <sup>4)</sup>	8 <sup>4)</sup>	8 <sup>4)</sup>	8 <sup>4)</sup>	8 <sup>4)</sup>	8 <sup>4)</sup>	8 <sup>4)</sup>	
	psi	120 <sup>4)</sup>	120 <sup>4)</sup>	120 <sup>4)</sup>	120 <sup>4)</sup>	120 <sup>4)</sup>	120 <sup>4)</sup>	120 <sup>4)</sup>	120 <sup>4)</sup>	120 <sup>4)</sup>	120 <sup>4)</sup>	
Max. current	A	8.0	5.0	8.0	5.0	8.0	5.0	8.0	5.0	8.0	5.0	
Tank size	litres	-	-	40	40	40	40	40	40	40	40	
	gallon	-	-	10.6	10.6	10.6	10.6	10.6	10.6	10.6	10.6	
Weight	kg	34	34	59	59	70	70	116	116	121	121	
	lbs	75	75	130	130	154	154	256	256	267	267	
Noise level	dB(A)/1m	76	76	76	76	76	76	60	60	60	60	
Dimensions (l x w x h)	mm	446 x 180 x 326		556 x 443 x 678 <sup>5)</sup>		556 x 581 x 678 <sup>5)</sup>		720 x 650 x 860		720 x 650 x 860		
	inch	17.6 x 7.1 x 12.8		21.9 x 17.4 x 26.7 <sup>5)</sup>		21.9 x 22.9 x 26.7 <sup>5)</sup>		28.0 x 25.5 x 34.0		28.0 x 25.5 x 34.0		

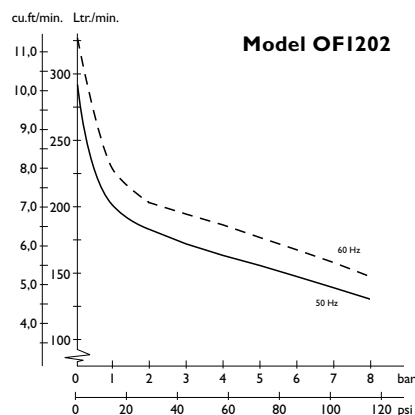
<sup>2)</sup> Neutral required

<sup>3)</sup> Estimated value. Min. pressure required to operate dryer: 6 bar.



<sup>4)</sup> Available for operation at a maximum pressure of 10 bar / 145 psi upon request. Please note that operation at a higher pressure will influence the lifetime.

<sup>5)</sup> 3-phase units are approx. 100 mm wider than 1-phase units

<sup>8)</sup> Operation at 50 and 60 Hz possible





Model		2xOFI202-40M		2xOFI202-40MD6		2xOFI202-150B		2xOFI202-150BD6			
											
Voltage	V	230	3x400 <sup>2)</sup>	230	3x400 <sup>2)</sup>	230	3x400 <sup>2)</sup>	230	3x400 <sup>2)</sup>		
Frequency	Hz	50 <sup>8)</sup>	50 <sup>8)</sup>	50 <sup>8)</sup>	50 <sup>8)</sup>	50 <sup>8)</sup>	50 <sup>8)</sup>	50 <sup>8)</sup>	50 <sup>8)</sup>		
Motor	HP	4.00	4.00	4.00	4.00	4.00	4.00	4.00	4.00		
	kW	2.94	2.94	2.94	2.94	2.94	2.94	2.94	2.94		
Displacement	l/min	580	580	-	-	580	580	-	-		
	CFM	20.48	20.48	-	-	20.48	20.48	-	-		
FAD @ 8 bar	l/min	260	260	208 <sup>3)</sup>	208 <sup>3)</sup>	260	260	208 <sup>3)</sup>	208 <sup>3)</sup>		
	CFM	9.18	9.18	7.35 <sup>3)</sup>	7.35 <sup>3)</sup>	9.18	9.18	7.35 <sup>3)</sup>	7.35 <sup>3)</sup>		
Max. pressure	bar	8 <sup>4)</sup>	8 <sup>4)</sup>	8 <sup>4)</sup>	8 <sup>4)</sup>	8 <sup>4)</sup>	8 <sup>4)</sup>	8 <sup>4)</sup>	8 <sup>4)</sup>		
	psi	120 <sup>4)</sup>	120 <sup>4)</sup>	120 <sup>4)</sup>	120 <sup>4)</sup>	120 <sup>4)</sup>	120 <sup>4)</sup>	120 <sup>4)</sup>	120 <sup>4)</sup>		
Max. current	A	16.0	10.0	16.0	10.0	16.0	10.0	16.0	10.0		
Tank size	litres	40	40	40	40	150	150	150	150		
	gallon	10.6	10.6	10.6	10.6	39.6	39.6	39.6	39.6		
Weight	kg	162	162	179	179	129	129	146	146		
	lbs	357	357	395	395	284	284	322	322		
Noise level	dB(A)/1m	63	63	63	63	79	79	79	79		
Dimensions (l x w x h)	mm	720 x 780 x 860		720 x 780 x 860		1272 x 530 x 871 <sup>5)</sup>		1272 x 619 x 871 <sup>5)</sup>			
	inch	28.0 x 30.5 x 34.0		28.0 x 30.5 x 34.0		50.1 x 20.9 x 34.3 <sup>5)</sup>		50.1 x 24.4 x 34.3 <sup>5)</sup>			

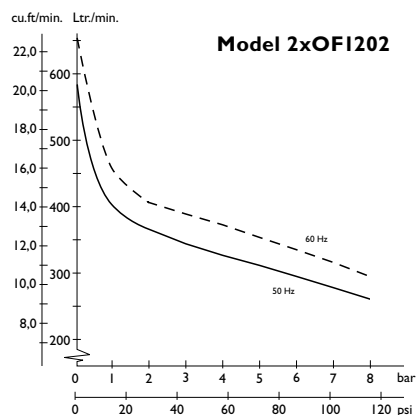
<sup>2)</sup> Neutral required

<sup>3)</sup> Estimated value. Min. pressure required to operate dryer: 6 bar.

<sup>4)</sup> Available for operation at a maximum pressure of 10 bar / 145 psi upon request. Please note that operation at a higher pressure will influence the lifetime.

<sup>5)</sup> 3-phase units are approx. 100 mm wider than 1-phase units

<sup>8)</sup> Operation at 50 and 60 Hz possible



# quiet air



Model 6-25



Model 3 motor



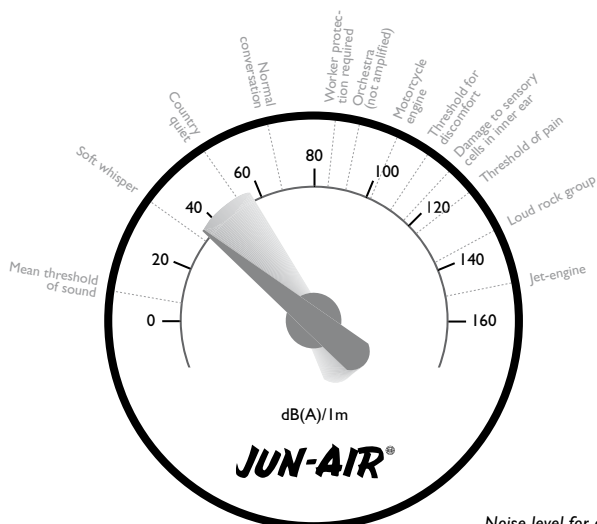
Model 18-40

When a reliable supply of quiet compressed air is required, JUN-AIR's oil-lubricated range of compressors is the perfect choice. The noise level is as low as 35 dB(A) - far below the level of normal conversation.

The quiet, vibration-free and reliable compressors have a compact design and are easily mounted at the place of use.

The oil-lubricated piston compressor is supplied ready for use with a range of receiver sizes.

Furthermore, the compressors are available with various types of accessories, including trolleys and different filters for removal of oil and dirt particles as well as possible oil vapour and odours to improve the air quality.



Noise level for oil-lubricated compressors

# motor features

## Oil-lubricated range

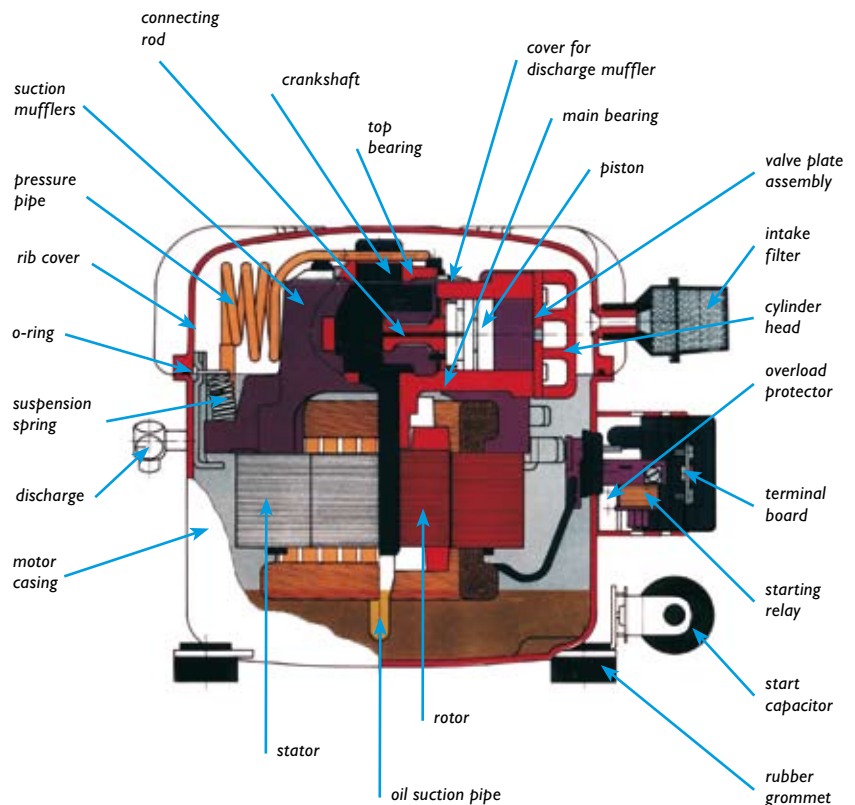
JUN-AIR oil-lubricated piston compressors are – contrary to traditional compressors – not supplied with piston rings. Instead the tolerance between the piston and the cylinder has been reduced, minimizing the heat development and the energy loss.

The unique synthetic SJ-27 oil designed especially for JUN-AIR optimises the lubrication of the oil-lubricated JUN-AIR compressors. Furthermore, the internal motor part is mounted in a closed motor house, reducing the noise level even further. Due to the design of the motor, the oil is also used for cooling the motor.

The motor is mounted on springs inside the motor housing, which means that hardly any vibrations are imparted to the surroundings. Two noise reduction chambers on the intake side and two noise reduction chambers on the pressure side ensure absorption of the noise. The compressor is also supplied with rubber feet, preventing vibrations from imparting to the mounting bolts and foundation. The noise level of the oil-lubricated compressor is as low as 35 dB(A) – below the noise level of a refrigerator. Oil-lubricated compressors may, therefore, be installed directly at the place of use.







The pressure of the oil-lubricated compressors is adjusted to 8 bar - max. pressure available is 16 bar.

The oil minimizes the wear and tear of the vital parts in the compressor, prolonging the lifetime and at the same time ensuring low maintenance costs.





# oil-lubricated range

Model		3 motor	3-4	6 motor	6-4	6-15	6-25
							
Voltage	V	230	230	230	230	230	230
Frequency	Hz	50 <sup>8)</sup>	50 <sup>8)</sup>	50 <sup>8)</sup>	50 <sup>8)</sup>	50 <sup>8)</sup>	50 <sup>8)</sup>
Motor	HP	0.18	0.18	0.46	0.46	0.46	0.46
	kW	0.13	0.13	0.34	0.34	0.34	0.34
Displacement	l/min	17	17	50	50	50	50
	CFM	0.60	0.60	1.77	1.77	1.77	1.77
FAD @ 8 bar	l/min	11	11	32	32	32	32
	CFM	0.39	0.39	1.13	1.13	1.13	1.13
Max. pressure	bar	8 <sup>1)</sup>	8 <sup>1)</sup>	8 <sup>1)</sup>	8 <sup>1)</sup>	8 <sup>1)</sup>	8 <sup>1)</sup>
	psi	120 <sup>1)</sup>	120 <sup>1)</sup>	120 <sup>1)</sup>	120 <sup>1)</sup>	120 <sup>1)</sup>	120 <sup>1)</sup>
Max. current	A	0.9	0.9	2.9	2.9	2.9	2.9
Tank size	litres	-	4	-	4	15	25
	gallon	-	1.1	-	1.1	4.0	6.6
Weight	kg	9	18	14	23	26	29
	lbs	20	40	31	51	57	64
Noise level	dB(A)/1m	35	35	45	45	45	45
Dimensions (l x w x h)	mm	290 x 190 x 210	384 x 333 x 342	280 x 190 x 240	384 x 333 x 342	378 x 378 x 485	378 x 378 x 555
	inch	11.4 x 7.5 x 8.3	15.1 x 13.1 x 13.5	11.0 x 7.5 x 9.4	15.1 x 13.1 x 13.5	14.9 x 14.9 x 19.1	14.9 x 14.9 x 21.9

<sup>1)</sup> Higher pressure available upon request

<sup>8)</sup> Operation at 50 and 60 Hz possible

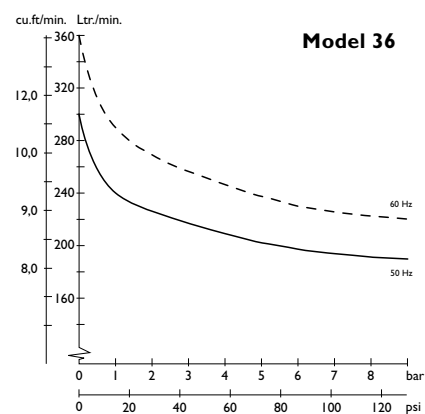
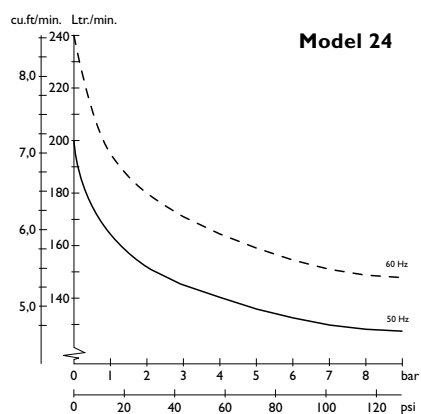
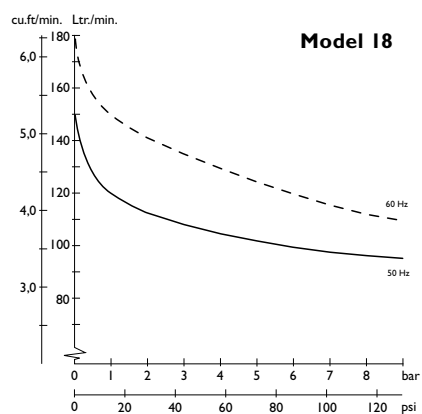
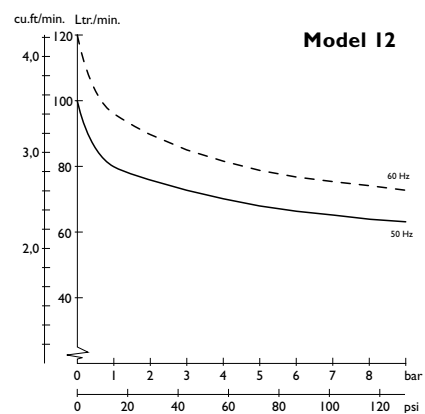
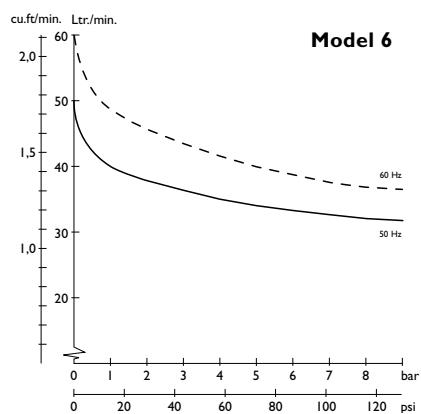
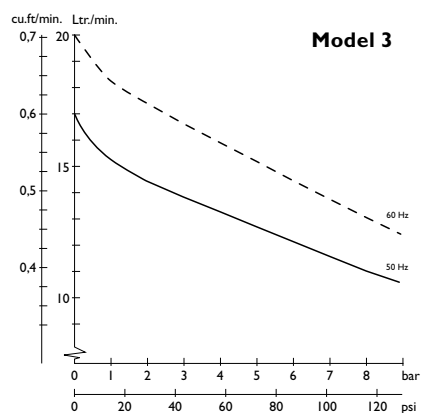
Model		12-25	12-40	18-40	24-40		36-150	
								
Voltage	V	230	230	230	230	3x400 <sup>2)</sup>	3x400 <sup>2)</sup>	
Frequency	Hz	50 <sup>8)</sup>	50 <sup>8)</sup>	50 <sup>8)</sup>	50 <sup>8)</sup>	50 <sup>8)</sup>	50 <sup>8)</sup>	
Motor	HP	0.92	0.92	1.38	1.84	1.84	2.76	
	kW	0.68	0.68	1.01	1.35	1.35	2.03	
Displacement	l/min	100	100	150	200	200	300	
	CFM	3.53	3.53	5.30	7.06	7.06	10.59	
FAD @ 8 bar	l/min	64	64	96	128	128	192	
	CFM	2.26	2.26	3.39	4.52	4.52	6.78	
Max. pressure	bar	8 <sup>1)</sup>	8 <sup>1)</sup>	8 <sup>1)</sup>	8 <sup>1)</sup>	8 <sup>1)</sup>	8 <sup>1)</sup>	
	psi	120 <sup>1)</sup>	120 <sup>1)</sup>	120 <sup>1)</sup>	120 <sup>1)</sup>	120 <sup>1)</sup>	120 <sup>1)</sup>	
Max. current	A	5.8	5.8	8.7	11.6	5.8	8.7	
Tank size	litres	25	40	40	40	40	150	
	gallon	6.6	10.6	10.6	10.6	10.6	39.6	
Weight	kg	45	48	62	84	84	164	
	lbs	99	106	137	185	185	362	
Noise level	dB(A)/1m	48	48	50	56	56	58	
Dimensions (l x w x h)	mm	425 x 400 x 595	556 x 446 x 581	556 x 446 x 557	556 x 446 x 623		1287 x 454 x 775	
	inch	16.7 x 15.7 x 23.4	21.9 x 17.6 x 22.9	21.9 x 17.6 x 21.9	21.9 x 17.6 x 24.5		50.7 x 17.9 x 30.5	

<sup>1)</sup> Higher pressure available upon request

<sup>2)</sup> Neutral required

<sup>8)</sup> Operation at 50 and 60 Hz possible

Technical modifications reserved



# individual accessories



As the number of applications continues to grow, the need for higher quality air and more automated functionality increases.

JUN-AIR has introduced a wide variety of accessories for the compressors to comply with the requirements of the user, resulting in increased satisfaction and efficiency.

The wide range of filters - separately or combined with air dryers - ensures the compressed air quality needed for the actual requirement.

To simplify service, both filters and receivers may be supplied with an automatic drain and drain bottle for drainage and collection of condensate. This ensures efficient removal of contamination and is another example of JUN-AIR's concern for the environment.

During operation, compressors generate heat, and to ensure optimum performance and lifetime of the oil-lubricated compressors, they may be supplied with an external fan. This is particularly useful in high ambient temperatures.

One of the results is that the compressor can operate for longer periods on load. The max. operation of the lubricated compressor without an external fan is 50% of the operation time.

Flexibility and mobility in the placing of the compressor may save time and investment. Therefore, the M series is supplied with wheels as standard. All other models may be supplied with wheels as option for improved mobility.





*Filters mounted on a compressor*



*Automatic drain*



*Drain bottle for condensate*



*Fan mounted on a compressor*



*Trolley T-model*



*Trolley*

**please contact JUN-AIR  
regarding other accessories**



# custom-built compressors



The chameleon has evolved a method of adapting to its surroundings, and JUN-AIR has also adapted the products to the changing demands of OEM customers.

JUN-AIR manufactures complete custom design solutions worldwide to suit a wide range of applications, whatever shape or size, it is designed for the individual customer.

More and more customers have individual requirements for their compressed air solutions, low noise

and vibration levels are essential for a built-in compressor. JUN-AIR's association with major customers in OEM projects lasts from the initial contact, to the design and final installation of the compressor solution.

After half a century as a manufacturer of compressors, JUN-AIR has a depth of experience and knowledge in many applications. A product range for customized solutions has been developed, using the latest advances in compressor technology and, therefore,

enhancing the performance of customer products worldwide.





Customized model 3-4



Customized model OF302-4S



Compressors used for beverage dispensing



Model OF302-8.5B wall mounted

JUN-AIR supplies clean and quiet air – a complete compressed air solution.



Customized model OF302-8.5B

development of  
OEM compressors



# global advantages



The JUN-AIR products are sold in more than 70 countries. The network of JUN-AIR distributors and service partners ensures the availability of compressors, spare parts and service support for customers worldwide.

JUN-AIR has worldwide approvals for compressors and pressure receivers to ensure proper and legal use of the products globally. This is an advantage for the customers integrating a JUN-AIR solution in their equipment for worldwide use.

All products are covered by a two-year warranty (and a five-year warranty on the air receivers). They are CE-marked and approved by Demko, Gost, CSA and UL. In addition, ASME approval is included for most of the air receivers as part of the range.



For further information and guidance on specific applications as well as technical details on all products, please refer to: [www.jun-air.com](http://www.jun-air.com)

please visit [www.jun-air.com](http://www.jun-air.com)  
for further information

# GAST GROUP

A Unit of IDEX Corporation

[www.jun-air.com](http://www.jun-air.com)

## Denmark

GAST GROUP  
JUN-AIR INTERNATIONAL A/S  
Sundsholmen 3-5  
Postboks 214  
9400 Nørresundby  
Denmark  
Phone: +45 96 32 36 00  
Telefax: +45 96 32 36 01  
E-mail: [gastgroup.dk@idexcorp.com](mailto:gastgroup.dk@idexcorp.com)

## The Netherlands

GAST GROUP  
JUN-AIR BENELUX B.V.  
Gelderlandhaven 5 B  
3433 PG Nieuwegein  
The Netherlands  
Phone: +31 (0)30 608 3010  
Telefax: +31 (0)30 608 3015  
E-mail: [info@jun-air.nl](mailto:info@jun-air.nl)

## France

GAST GROUP  
JUN-AIR FRANCE S.A.S.  
Village Entreprises Saône Mont d'Or  
444, rue des Jonchères  
69730 Genay  
France  
Phone: +33 (0)4 37 40 82 70  
Telefax: +33 (0)4 37 40 82 79  
E-mail: [gastgroup.fr@idexcorp.com](mailto:gastgroup.fr@idexcorp.com)

## United Kingdom

GAST GROUP LTD  
Unit 11, The I O Centre  
Nash Road  
Redditch, B98 7AS  
United Kingdom  
Phone: +44 (0)1527 504040  
Telefax: +44 (0)1527 525262  
E-mail: [gastgroup.uk@idexcorp.com](mailto:gastgroup.uk@idexcorp.com)

## New Zealand

Advanced Technical Services Ltd  
Phone: +64 (0) 3 377 4793  
Telefax: +64(0) 3 377 4794  
E-mail: [sales@advancedtechnical.co.nz](mailto:sales@advancedtechnical.co.nz)

## Sweden

GAST GROUP  
JUN-AIR AB  
Box 70  
564 22 Bankeryd  
Sweden  
Phone: +46 36 371140  
Telefax: +46 36 371147  
E-mail: [info@jun-air.se](mailto:info@jun-air.se)

## USA

GAST GROUP  
JUN-AIR USA INC.  
1350 Abbott Court  
Buffalo Grove  
IL 60089  
USA  
Phone: +1 847 215 9444  
Telefax: +1 847 215 9449  
E-mail: [info@jun-air.com](mailto:info@jun-air.com)

## Hong Kong and China

GAST GROUP  
JUN-AIR HONG KONG LTD.  
Flat 63, 9/F, Sino Industrial Plaza  
9 Kai Cheung Road, Kowloon Bay  
Hong Kong  
Phone: +852 2754 1822  
Telefax: +852 2754 3799  
E-mail: [info@jun-air.com.hk](mailto:info@jun-air.com.hk)



# JUN-AIR®

**IDEX**  
IDEX CORPORATION